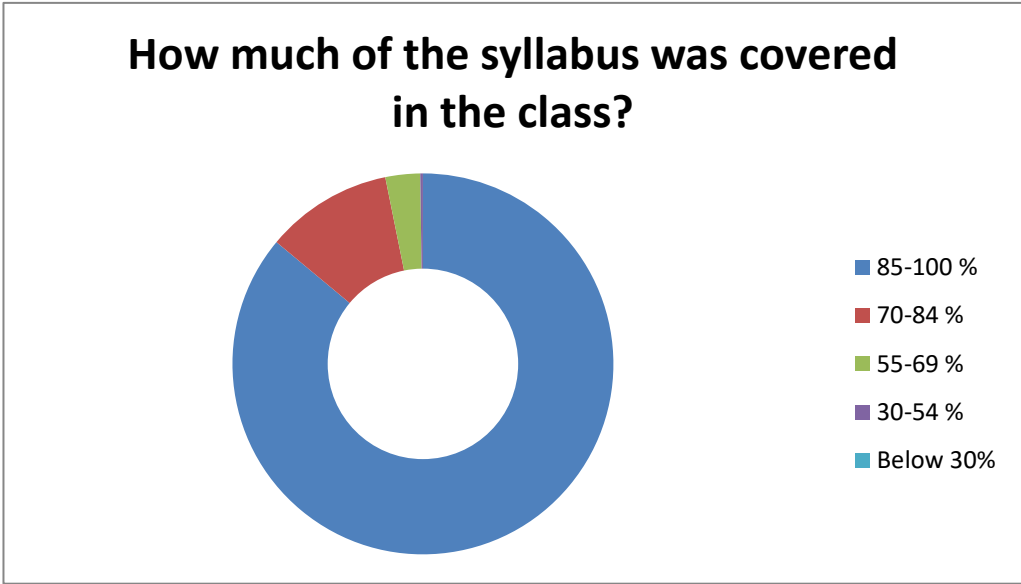
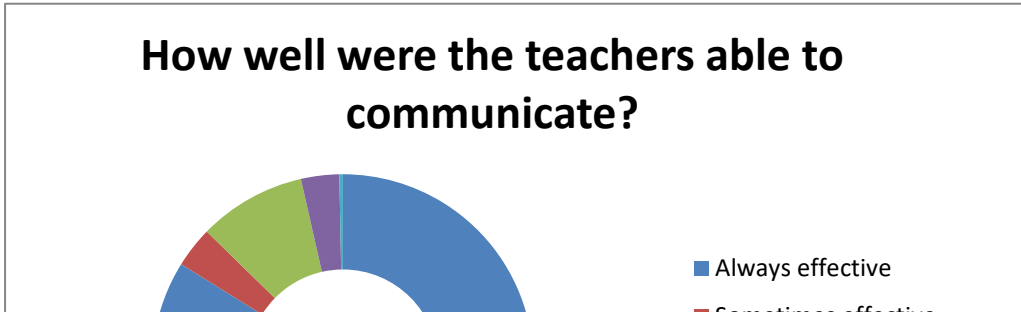


|           | How much of the syllabus was covered in the class? |
|-----------|--|
| 85-100 %  | 1140   |
| 70-84 %   | 143  |
| 55-69 %   | 39   |
| 30-54 %   | 3  |
| Below 30% | 0  |

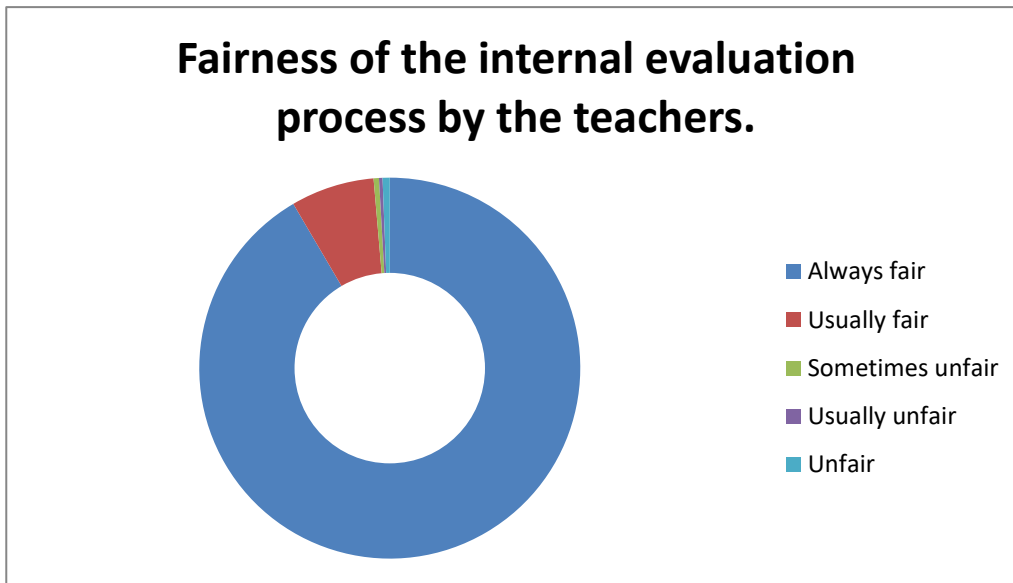


|                         | How well were the teachers able to communicate? |
|-------------------------|---|
| Always effective        | 1111  |
| Sometimes effective     | 46  |
| Just satisfactorily     | 121   |
| Generally ineffective   | 43  |
| Very poor communication | 4   |






|                  | <b>Fairness of the internal evaluation process by the teachers.</b> |
|------------------|---|
| Always fair      | 1213  |
| Usually fair     | 94  |
| Sometimes unfair | 6   |
| Usually unfair   | 4   |
| Unfair           | 8   |



|           | <b>The institute takes active interest in promoting internship, student exchange, field visit,</b> |
|-----------|--|
| Regularly | 1035   |
| Often     | 266  |
| Sometimes | 18   |
| Rarely    | 6  |
| Never     | 0  |

**The institute takes active interest in promoting internship, student exchange, field visit, opportunities for students.**

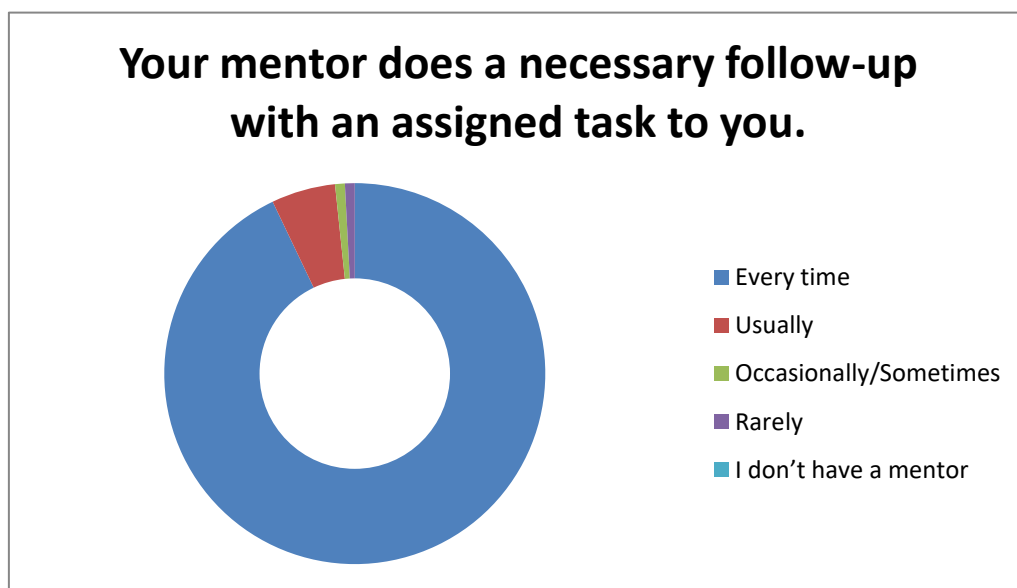


|                   | <b>The institution provides multiple opportunities to learn and grow.</b> |
|-------------------|---|
| Strongly agree    | 986   |
| Agree             | 311   |
| Neutral           | 19  |
| Disagree          | 5   |
| Strongly disagree | 4   |

**The institution provides multiple opportunities to learn and grow.**



|                        | Your mentor does a necessary follow-up with an assigned task to you. |
|------------------------|--|
| Every time             | 1231   |
| Usually                | 72   |
| Occasionally/Sometimes | 11   |
| Rarely                 | 11   |
| I don't have a mentor  | 0  |



|            | The teachers identify your strengths and encourage you with providing right level of challenges. |
|------------|--|
| Fully      | 1003   |
| Reasonably | 206  |
| Partially  | 81   |
| Slightly   | 31   |
| Unable to  | 4  |

**The teachers identify your strengths and encourage you with providing right**

and encourage you with providing right level of challenges.

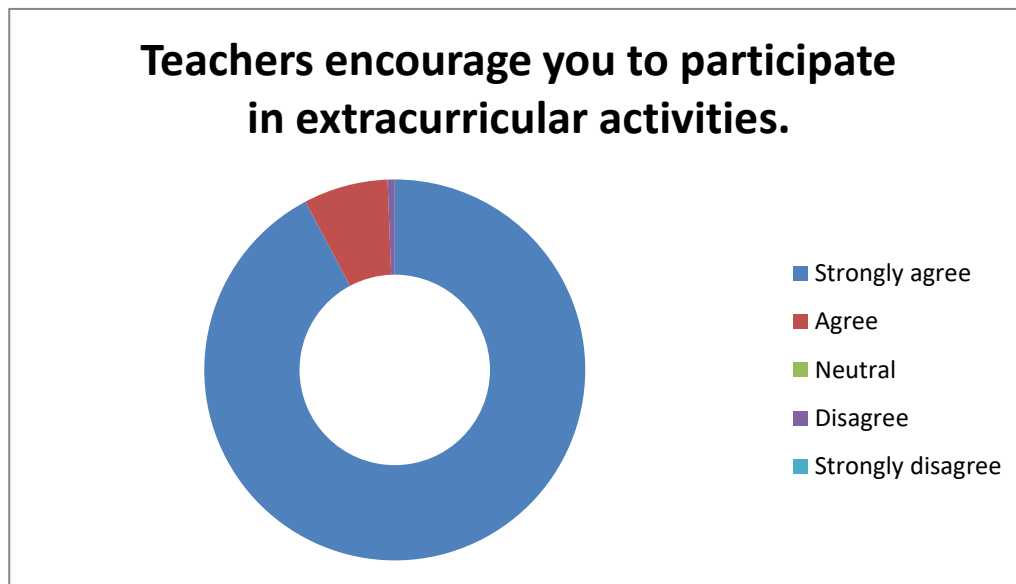


|                   | The institution makes effort to engage students in the monitoring, review and continuous quality improvement of the teaching learning process. |
|-------------------|--|
| Strongly agree    | 681  |
| Agree             | 631  |
| Neutral           | 8  |
| Disagree          | 5  |
| Strongly disagree | 0  |

The institution makes effort to engage students in the monitoring, review and continuous quality improvement of the teaching learning process.

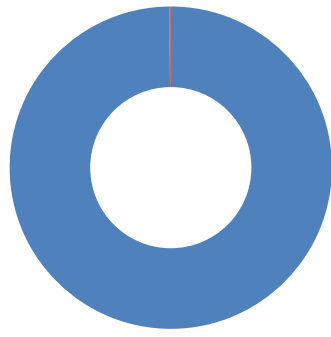


|                   | <b>Teachers encourage you to participate in extracurricular activities.</b> |
|-------------------|---|
| Strongly agree    | 1222  |
| Agree             | 95  |
| Neutral           | 0   |
| Disagree          | 8   |
| Strongly disagree | 0   |



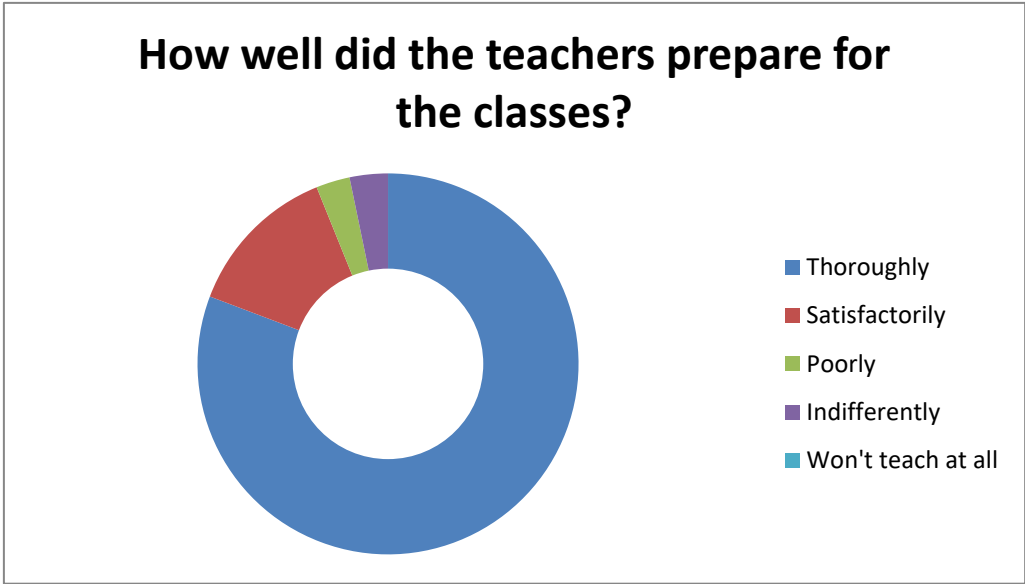
|           | <b>What percentage of teachers use ICT tools such as LCD projector, Multimedia, etc. while teaching.</b> |
|-----------|--|
| Above 90% | 1323   |
| 70 – 89%  | 2  |
| 50 – 69%  | 0  |
| 30 – 49%  | 0  |
| Below 29% | 0  |

**What percentage of teachers use ICT tools such as LCD projector, Multimedia, etc. while teaching.**

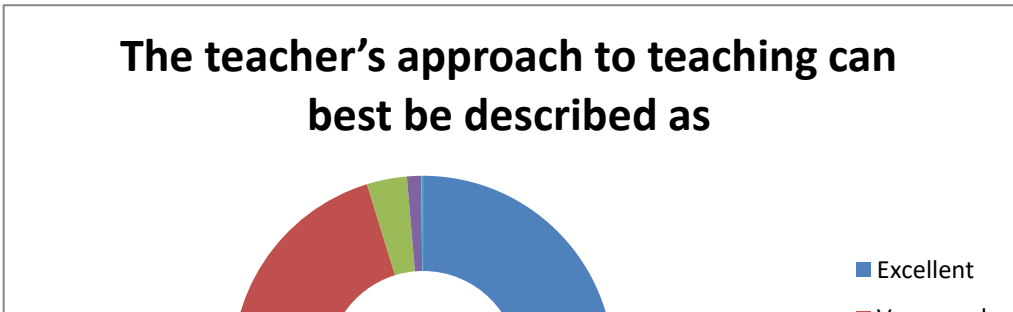


- Above 90%
- 70 - 89%
- 50 - 69%
- 30 - 49%
- Below 29%

|                    | How well did the teachers prepare for the classes? |
|--------------------|--|
| Thoroughly         | 1070   |
| Satisfactorily     | 174  |
| Poorly             | 38   |
| Indifferently      | 43   |
| Won't teach at all | 0  |



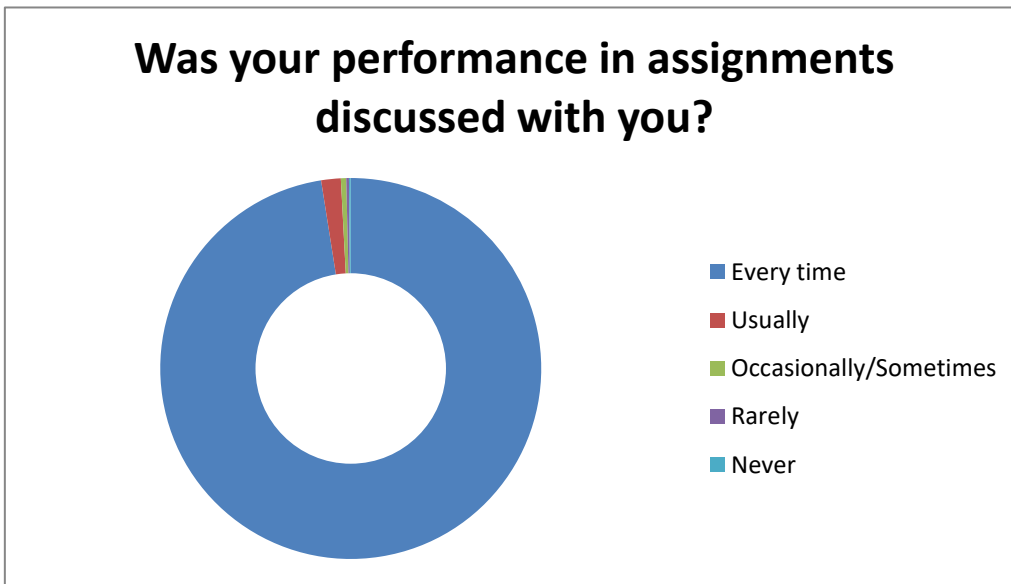
|           | The teacher's approach to teaching can best be described as |
|-----------|---|
| Excellent | 969   |
| Very good | 293   |
| Good      | 45  |
| Fair      | 16  |
| Poor      | 2   |







|                        | Was your performance in assignments discussed with you? |
|------------------------|---|
| Every time             | 1292  |
| Usually                | 22  |
| Occasionally/Sometimes | 6   |
| Rarely                 | 3   |
| Never                  | 2   |



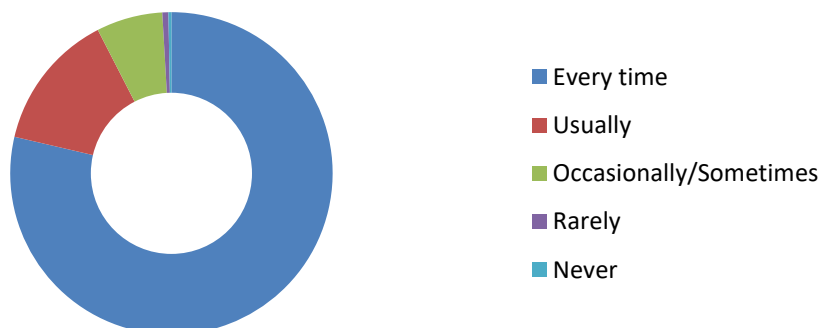
|               | The teaching and mentoring process in your institution facilitates you in cognitive, social and emotional growth. |
|---------------|---|
| Significantly | 1144  |
| Very well     | 138   |
| Moderately    | 28  |
| Marginally    | 12  |
| Not at all    | 3   |

**The teaching and mentoring process in your institution facilitates you in cognitive, social and emotional growth.**

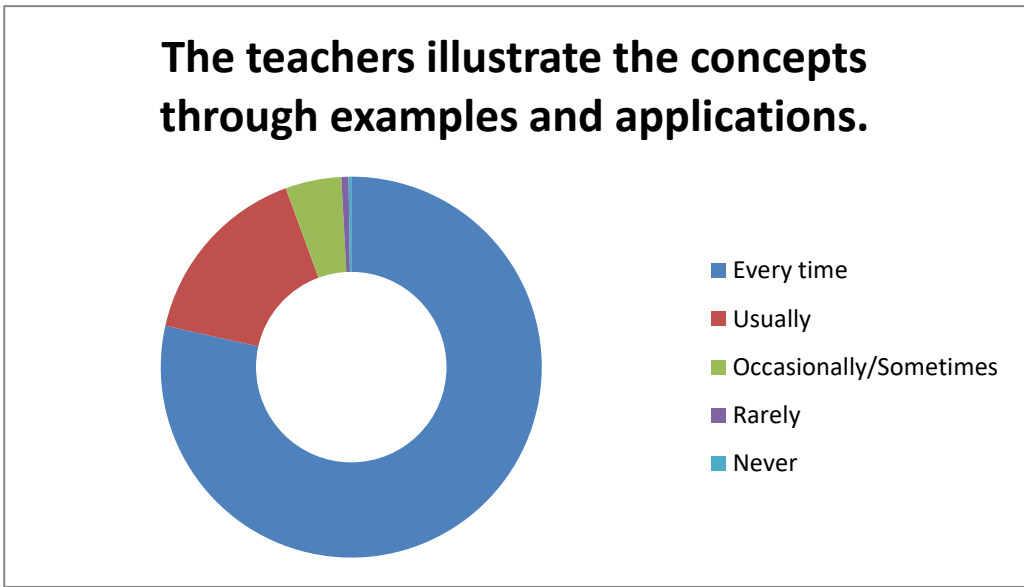


|                        | <b>Teachers inform you about your expected competencies, course outcomes and programme outcomes.</b> |
|------------------------|--|
| Every time             | 1042   |
| Usually                | 183  |
| Occasionally/Sometimes | 88   |
| Rarely                 | 8  |
| Never                  | 4  |

**Teachers inform you about your expected competencies, course outcomes and programme outcomes.**



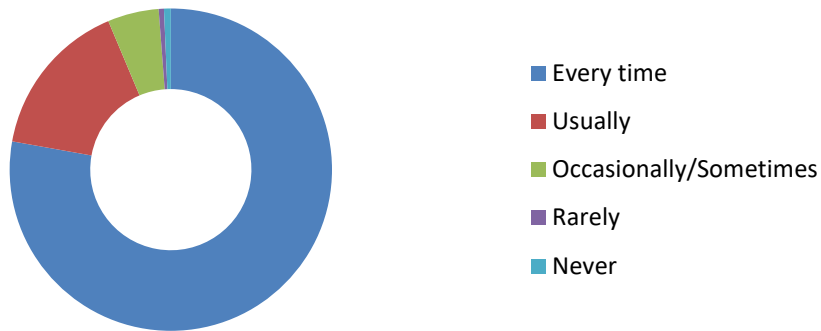
|                        |  |
|------------------------|--|
|                        | <b>The teachers illustrate the concepts through examples and applications.</b> |
| Every time             | 1040   |
| Usually                | 211  |
| Occasionally/Sometimes | 63   |
| Rarely                 | 8  |
| Never                  | 3  |



|                        |   |
|------------------------|---|
|                        | <b>Teachers are able to identify your weaknesses and help you to overcome them.</b> |
| Every time             | 1031  |
| Usually                | 210   |
| Occasionally/Sometimes | 68  |
| Rarely                 | 7   |
| Never                  | 9   |

**Teachers are able to identify your weaknesses and help you to overcome**

**weaknesses and help you to overcome them.**



|                   | <b>The institute/ teachers use student centric methods, such as experiential learning, participative learning and problem solving methodologies for enhancing learning experiences.</b> |
|-------------------|---|
| To a great extent | 1161  |
| Moderate          | 114   |
| Some what         | 32  |
| Very little       | 14  |
| Not at all        | 4   |

**The institute/ teachers use student centric methods, such as experiential learning, participative learning and problem solving methodologies for...**



|                   | <b>Efforts are made by the institute/ teachers to inculcate soft skills, life skills and employability skills to make you ready for the world of work.</b> |
|-------------------|--|
| To a great extent | 1225   |
| Moderate          | 84   |
| Some what         | 8  |
| Very little       | 8  |
| Not at all        | 0  |


**Efforts are made by the institute/ teachers to inculcate soft skills, life skills and employability skills to make you ready for the world of work.**



|                   | <b>The overall quality of teaching-learning process in your institute is very good.</b> |
|-------------------|---|
| Strongly agree    | 936   |
| Agree             | 380   |
| Neutral           | 0   |
| Disagree          | 7   |
| Strongly disagree | 2   |

**The overall quality of teaching-learning process in your institute is very good.**





■ Strongly agree

■ Agree

■ Neutral

■ Disagree

■ Strongly disagree